

Scaled data based on original data using
LM-79-08 Approved Method: Electrical and Photometric Measurements of Solid-
State Lighting Products

Test Report Prepared for
Cooper Lighting Solutions
(formerly Eaton)

Brand: McGRAW-EDISON

Report Number: P385968

Luminaire Tested: **GWC-SA1C-750-U-SL4-HSS**

Issue Date: 3/3/2020

Test Information

Test Method: LM-79-08
Report Number: P385968
TEST IS SCALED FROM IESNA LM-79-08 TEST DATA (G2-1903-205-25)
Test Lab: INNOVATION CENTER
Issue Date: 3/3/2020
Manufacturer: COOPER LIGHTING SOLUTIONS (FORMERLY EATON)
Product Line: MCGRAW-EDISON
Catalog Number: GWC-SA1C-750-U-SL4-HSS
Description: GALLEON WALL LUMINAIRE
(1) 70 CRI, 5000K, 1050mA LIGHTSQUARE WITH 16 LEDS AND TYPE IV SPILL
LIGHT ELIMINATOR OPTICS WITH HOUSE SIDE SHIELD
Light Source: -
Ballast/Driver: ELECTRONIC DRIVER

Summary

Lumens per Lamp: N/A
Luminaire Lumens: 6131 lumens
Efficiency: N/A
Efficacy: 103.9 lumens/watt
Luminous Opening: Rectangular (W 0.5' x L: 0.5' x H: 0')
IES Classification: Type IV - Short
BUG Rating: B1 - U0 - G2

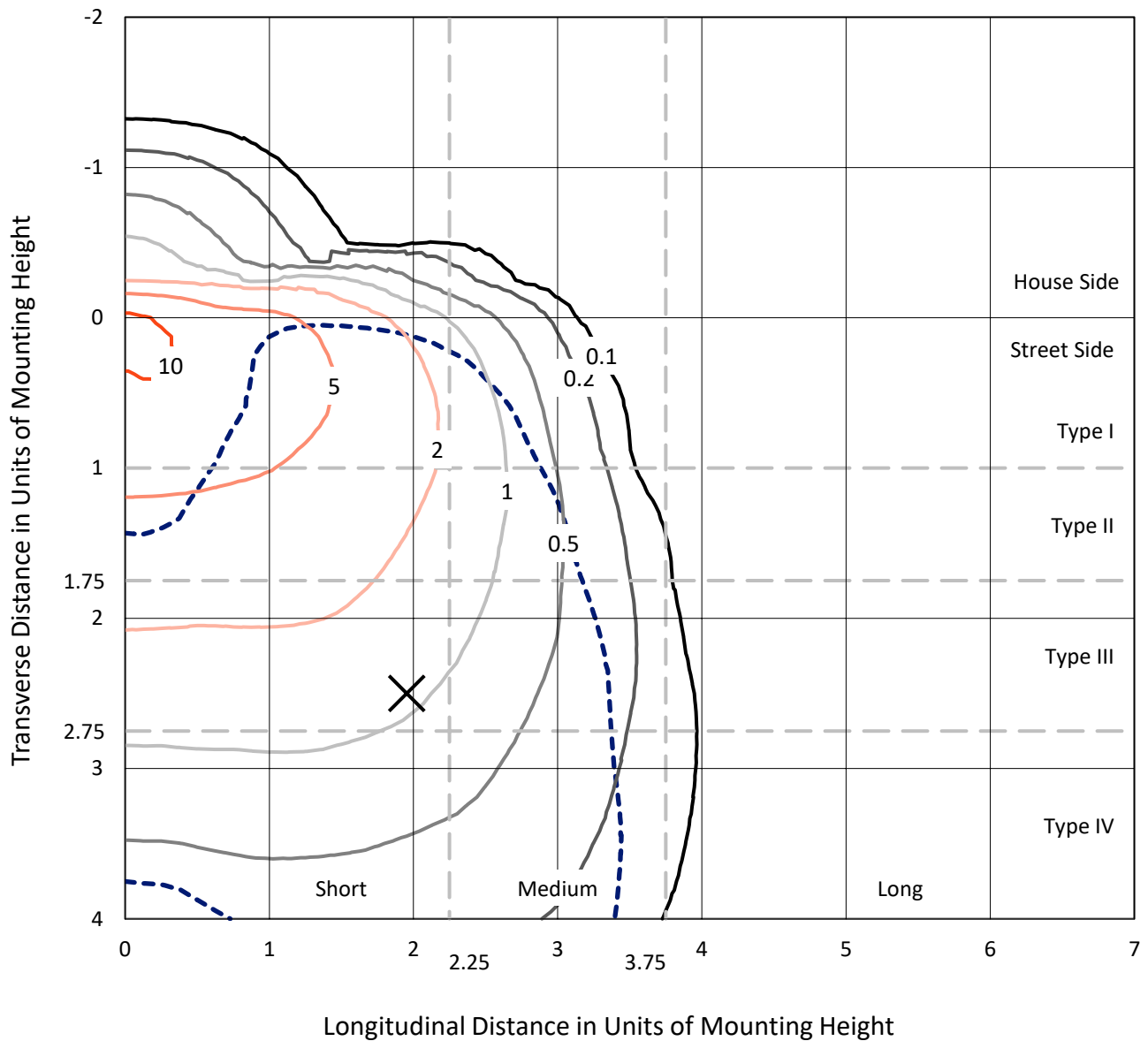
Input Watts (W): 59
Input Voltage (V): NR
Input Current (A_{in}): NR
Voltage Rise (V): NR
Power Factor: NR
Total Harmonic Distortion (THDi): NR
Frequency (hertz): 60
Stabilization Time: NR
Operation Time: NR
Ambient Temperature (°C): NR
Test Distance: 24 FT



REPORT NUMBER: P385968
 CATALOG NUMBER: GWC-SA1C-750-U-SL4-HSS

Iso-Footcandle Lines of Horizontal Illumination

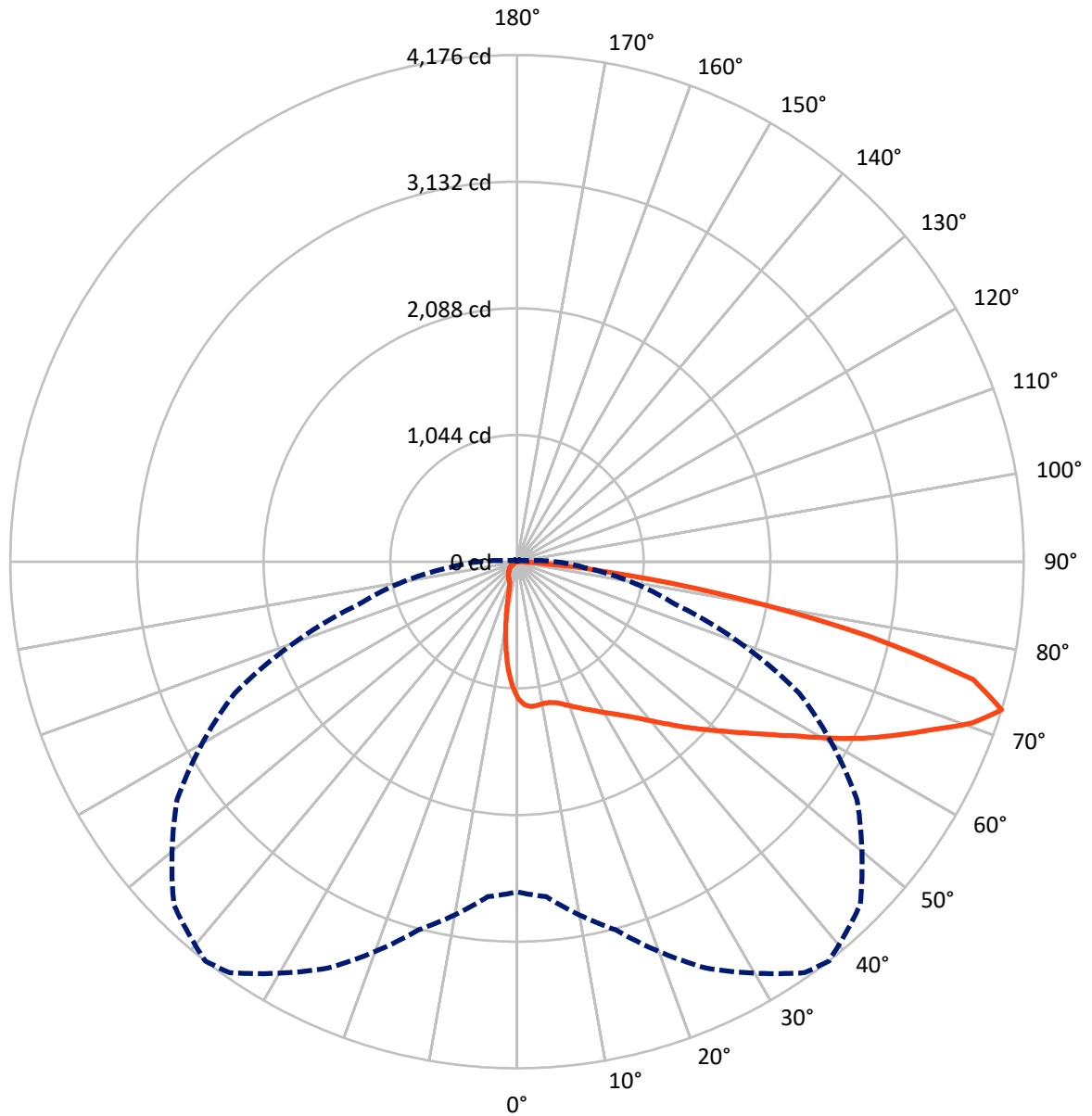
× Max cd
 - - - 1/2 Max cd



Based on 10 foot mounting height. Maximum calculated value = 11.9 fc
 Type IV - Short - N/A

REPORT NUMBER: P385968
CATALOG NUMBER: GWC-SA1C-750-U-SL4-HSS

Luminous Intensity Polar Plot



— Vertical Plane Through 38-Deg Lateral - - - Horizontal Cone Through 72.5-Deg Vertical



REPORT NUMBER: P385968
 CATALOG NUMBER: GWC-SA1C-750-U-SL4-HSS

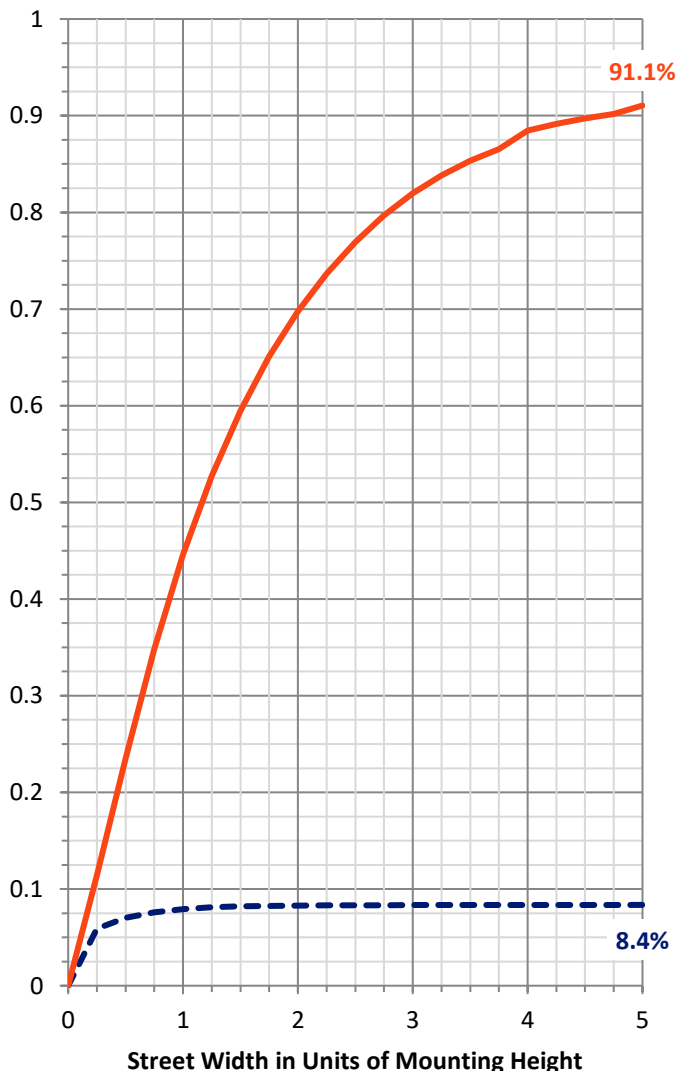
FLUX DISTRIBUTION:

		Downward	Upward	Total
House Side	Lumens	515.9	0.0	515.9
	% Fixture	8.4	0.0	8.4
Street Side	Lumens	5615.1	0.0	5615.1
	% Fixture	91.6	0.0	91.6
Total	Lumens	6131.0	0.0	6131.0
	% Fixture	100.0	0.0	100.0

ZONAL LUMENS:

Zone	Lumens	% Fixture
0°-10°	96.1	1.6
10°-20°	234.9	3.8
20°-30°	373.7	6.1
30°-40°	561.8	9.2
40°-50°	857.0	14.0
50°-60°	1211.3	19.8
60°-70°	1519.3	24.8
70°-80°	1136.0	18.5
80°-90°	140.9	2.3
90°-100°	0.0	0.0
100°-110°	0.0	0.0
110°-120°	0.0	0.0
120°-130°	0.0	0.0
130°-140°	0.0	0.0
140°-150°	0.0	0.0
150°-160°	0.0	0.0
160°-170°	0.0	0.0
170°-180°	0.0	0.0
0°-90°	6131.0	100.0
0°-180°	6131.0	100.0

Coefficient of Utilization



REPORT NUMBER: P385968

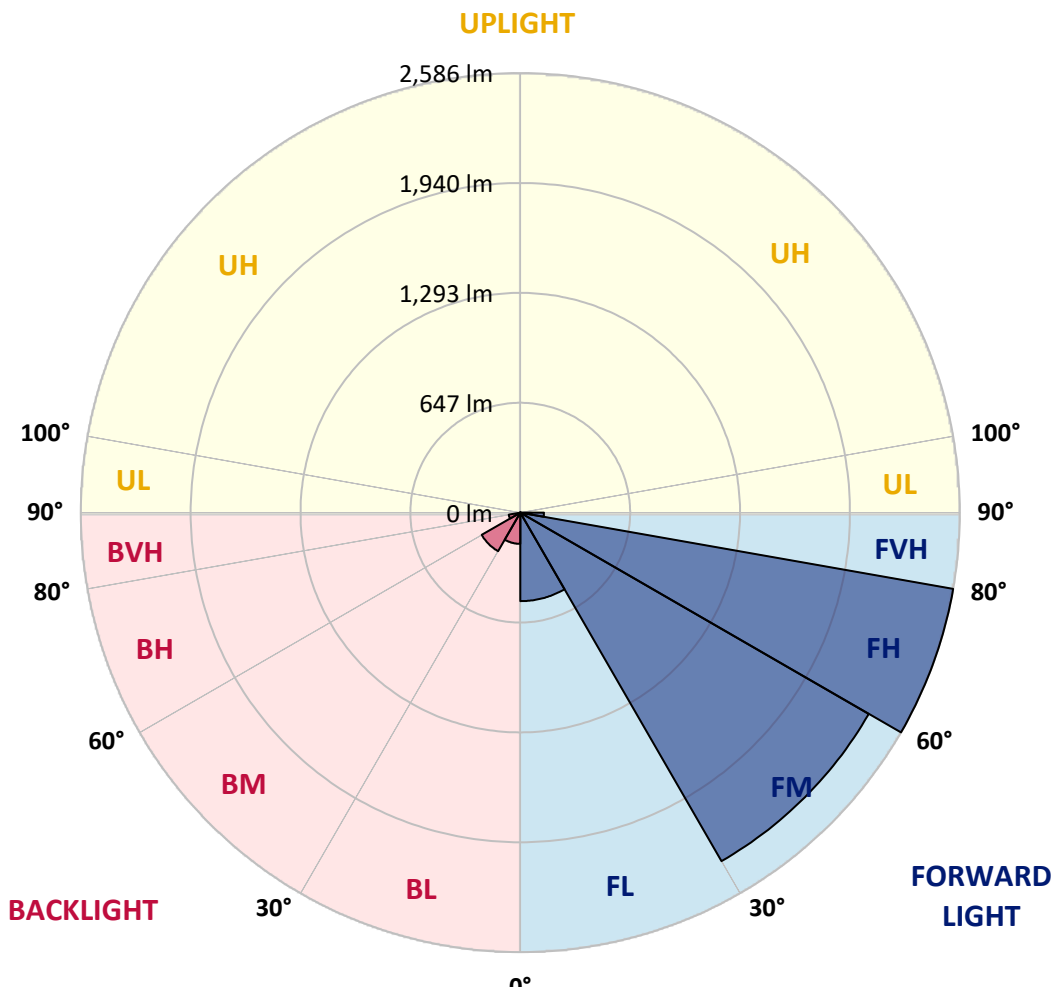
CATALOG NUMBER: GWC-SA1C-750-U-SL4-HSS

LUMINAIRE CLASSIFICATION SYSTEM LUMEN TABLE AND BUG RATING:

Zone	Lumens	% Fixture	Zone Rating/Lumen Limit		
			B	U	G
FL (0°-30°)	521.0	8.5			
FM (30°-60°)	2368.1	38.6			
FH (60°-80°)	2586.5	42.2			G2/5000
FVH (80°-90°)	139.6	2.3			G2/225
BL (0°-30°)	183.7	3.0	B1/500		
BM (30°-60°)	262.0	4.3	B1/1000		
BH (60°-80°)	68.9	1.1	B0/110		G0/110
BVH (80°-90°)	1.3	0.0			G0/10
UL (90°-100°)	0.0	0.0		U0/0	
UH (100°-180°)	0.0	0.0		U0/0	

BUG Rating: B1-U0-G2

Type IV Short





REPORT NUMBER: P385968

CATALOG NUMBER: GWC-SA1C-750-U-SL4-HSS

CANDELA DISTRIBUTION (FULL):

	0°	5°	15°	25°	35°	38°	45°	55°	65°	75°	85°
0°	1127.5	1127.5	1127.5	1127.5	1127.5	1127.5	1127.5	1127.5	1127.5	1127.5	1127.5
2.5°	1196.7	1197.0	1194.2	1189.6	1183.7	1180.7	1175.6	1167.4	1158.8	1143.3	1126.5
5°	1221.2	1221.2	1217.6	1211.5	1202.1	1199.3	1189.6	1176.6	1158.8	1133.6	1105.3
7.5°	1218.6	1219.1	1214.3	1207.9	1198.5	1196.0	1184.3	1169.7	1147.6	1117.0	1080.9
10°	1205.4	1206.7	1202.8	1199.8	1191.1	1188.3	1177.4	1162.9	1140.7	1108.1	1066.6
12.5°	1191.9	1193.2	1194.4	1197.2	1191.9	1190.9	1182.2	1170.0	1148.9	1115.0	1068.1
15°	1183.2	1185.8	1194.9	1205.9	1207.2	1206.1	1200.5	1189.1	1167.7	1132.6	1079.1
17.5°	1183.2	1187.3	1206.4	1227.3	1234.7	1235.4	1230.6	1214.6	1189.1	1151.4	1089.3
20°	1193.2	1198.8	1228.6	1258.1	1270.3	1270.3	1260.9	1238.5	1208.7	1168.5	1096.2
22.5°	1218.6	1226.0	1263.4	1297.6	1310.5	1307.7	1295.0	1262.4	1229.1	1187.8	1104.8
25°	1268.8	1274.4	1313.3	1347.7	1355.6	1349.2	1333.2	1291.4	1255.0	1214.0	1120.6
27.5°	1333.5	1334.2	1374.5	1403.5	1398.6	1394.3	1374.2	1327.9	1292.5	1251.5	1147.8
30°	1404.5	1404.5	1439.9	1462.0	1447.3	1443.7	1423.6	1371.9	1340.3	1302.4	1186.5
32.5°	1473.2	1476.3	1505.1	1519.1	1502.5	1499.0	1479.4	1427.7	1404.0	1380.1	1246.9
35°	1539.7	1542.0	1569.2	1576.9	1561.1	1562.1	1548.1	1504.3	1495.4	1492.3	1337.8
37.5°	1604.1	1604.6	1632.4	1637.2	1629.3	1638.0	1639.3	1600.6	1617.1	1641.8	1465.9
40°	1662.9	1663.5	1691.0	1703.4	1716.9	1728.1	1738.1	1717.4	1772.2	1829.5	1618.4
42.5°	1710.0	1715.4	1750.3	1774.0	1809.6	1831.0	1858.0	1857.0	1956.8	2042.8	1802.7
45°	1751.6	1760.7	1809.4	1850.9	1912.0	1946.1	1988.4	2021.5	2164.6	2280.4	1989.4
47.5°	1806.3	1815.0	1870.5	1938.4	2019.9	2064.7	2134.8	2206.3	2392.9	2513.6	2171.7
50°	1883.4	1879.6	1934.4	2031.9	2136.5	2195.4	2295.2	2402.4	2619.6	2716.8	2278.9
52.5°	1965.7	1964.2	2004.6	2133.5	2274.0	2342.8	2474.7	2605.0	2836.2	2856.9	2328.0
55°	2067.5	2056.6	2090.7	2249.3	2437.3	2511.1	2666.4	2805.7	3008.9	2935.8	2352.7
57.5°	2174.2	2156.1	2188.7	2378.4	2621.3	2708.7	2878.8	3001.2	3123.7	2989.8	2352.5
60°	2284.5	2263.1	2301.8	2539.9	2850.0	2951.1	3108.9	3133.4	3230.9	3017.0	2335.1
62.5°	2376.7	2363.9	2421.5	2712.5	3105.4	3204.7	3282.9	3253.6	3321.3	3038.2	2294.7
65°	2474.2	2474.9	2567.9	2913.9	3376.8	3443.8	3450.4	3409.4	3396.9	3033.8	2157.7
67.5°	2606.1	2618.3	2773.4	3187.4	3640.9	3692.5	3692.0	3578.2	3452.2	2861.7	1853.9
70°	2745.6	2774.4	3010.2	3500.3	3929.1	3981.5	3954.5	3685.7	3250.5	2314.0	1312.1
72.5°	2722.2	2772.1	3141.8	3697.6	4136.1	4176.1	4000.6	3421.6	2569.1	1344.9	558.6
75°	2100.1	2157.9	2880.8	3502.1	3918.9	3883.0	3437.4	2662.6	1404.0	375.3	125.8
77.5°	1109.4	1140.2	1903.1	2667.9	3055.7	2980.6	2421.5	1477.1	428.0	92.9	56.5
80°	581.0	588.2	829.3	1513.7	1886.0	1886.5	1435.1	648.8	176.5	47.6	37.9
82.5°	311.1	317.3	438.2	699.4	988.2	895.8	549.5	357.0	102.6	27.0	36.4
85°	74.9	76.1	248.5	319.6	388.6	277.5	163.2	299.7	27.8	15.8	29.5
87.5°	28.8	29.3	92.2	138.3	99.0	64.2	76.4	111.8	3.6	6.1	4.6
90°	0.0	0.0	0.0	0.0	0.0	0.0	0.0	0.0	0.0	0.0	0.0



REPORT NUMBER: P385968
 CATALOG NUMBER: GWC-SA1C-750-U-SL4-HSS

CANDELA DISTRIBUTION (continued):

	90°	95°	105°	115°	125°	135°	145°	155°	165°	175°	180°
0°	1127.5	1127.5	1127.5	1127.5	1127.5	1127.5	1127.5	1127.5	1127.5	1127.5	1127.5
2.5°	1116.3	1109.6	1093.4	1072.7	1054.4	1041.2	1021.3	1008.3	999.6	999.4	996.1
5°	1088.0	1074.5	1039.4	997.6	959.7	925.6	885.3	853.5	829.8	826.0	817.8
7.5°	1057.7	1035.6	981.6	916.4	852.7	788.1	712.9	666.3	626.4	607.3	605.2
10°	1039.1	1008.1	931.4	837.2	737.4	632.2	533.9	466.0	416.8	402.8	392.4
12.5°	1035.3	994.3	892.7	762.9	620.3	481.2	372.5	300.2	261.0	248.5	245.2
15°	1039.1	987.9	860.1	689.3	501.6	341.4	250.0	208.0	193.3	189.7	189.4
17.5°	1041.4	980.3	823.2	607.5	386.5	243.9	191.5	179.3	177.0	176.7	177.2
20°	1041.2	968.6	779.1	516.4	287.5	191.7	173.1	170.6	170.1	170.3	170.1
22.5°	1039.4	954.8	730.8	422.4	217.2	171.4	165.3	163.7	163.5	163.5	163.5
25°	1042.7	943.9	677.6	332.5	179.0	161.9	158.1	156.8	156.6	156.6	156.1
27.5°	1054.6	937.8	619.2	255.9	161.7	153.5	150.5	150.2	149.5	149.2	149.7
30°	1074.0	937.8	555.3	199.1	151.2	144.9	142.6	142.1	141.8	141.6	141.8
32.5°	1108.1	944.9	485.6	165.5	141.3	135.2	133.7	134.4	133.7	133.7	133.7
35°	1169.7	966.3	412.5	144.4	130.9	125.8	124.3	125.3	124.8	124.8	124.5
37.5°	1259.6	1006.0	338.9	131.6	121.7	116.4	114.3	115.9	115.3	115.3	115.1
40°	1369.1	1063.8	268.9	122.0	112.8	107.2	105.4	106.2	104.9	104.9	105.4
42.5°	1504.3	1137.1	207.8	112.5	103.9	98.5	97.5	96.8	94.5	93.2	93.4
45°	1654.5	1213.5	161.9	103.4	95.5	91.2	89.6	87.6	83.8	81.2	81.5
47.5°	1788.7	1272.4	131.6	94.5	87.8	84.5	82.2	78.4	72.8	69.8	70.0
50°	1859.3	1281.3	112.0	85.6	80.7	77.4	74.1	68.2	61.6	58.3	58.1
52.5°	1877.3	1239.5	97.5	77.4	73.6	69.8	65.4	57.5	50.2	46.6	46.1
55°	1884.0	1175.8	84.5	69.8	65.9	61.6	56.0	47.1	40.2	36.7	36.4
57.5°	1862.1	1080.9	74.3	62.9	58.3	53.0	46.1	37.7	31.1	28.3	28.3
60°	1813.4	952.3	66.5	55.5	50.4	44.3	37.2	29.3	23.2	20.9	20.9
62.5°	1716.4	785.8	59.1	47.9	43.0	36.7	30.0	22.2	16.3	15.0	15.3
65°	1533.3	596.1	51.7	41.0	36.7	30.3	23.4	15.8	10.9	10.9	11.5
67.5°	1250.5	414.0	44.0	34.9	31.6	24.7	17.8	10.9	7.6	8.7	9.7
70°	827.8	232.2	37.7	28.8	27.0	19.6	13.2	7.4	6.1	8.1	9.9
72.5°	312.4	90.4	31.6	23.2	23.4	15.0	9.4	5.6	5.6	8.9	11.7
75°	87.1	44.3	22.7	17.1	18.3	10.9	6.9	4.8	5.3	10.2	13.7
77.5°	51.2	32.6	14.8	9.9	12.5	7.6	4.6	3.8	4.6	8.7	13.2
80°	41.2	17.3	8.7	5.1	6.9	4.3	3.1	2.3	1.3	3.3	6.9
82.5°	41.2	10.4	4.1	3.6	3.6	2.3	1.5	1.0	0.3	0.0	1.8
85°	27.8	4.3	2.5	2.3	1.8	0.8	0.5	0.3	0.0	0.0	0.0
87.5°	4.6	1.8	1.0	0.5	0.3	0.0	0.0	0.0	0.0	0.0	0.0
90°	0.0	0.0	0.0	0.0	0.0	0.0	0.0	0.0	0.0	0.0	0.0

Signify Classified - Internal
Cooper Lighting Solutions Photometric Lab
1121 Highway 74 South
Peachtree City, GA 30269

Scaled Data Report



Report Generated By 670245982

Signify Classified - Internal
Cooper Lighting Solutions Photometric Lab
1121 Highway 74 South
Peachtree City, GA 30269

Scaled Data Report



Signify Classified - Internal
Cooper Lighting Solutions Photometric Lab
1121 Highway 74 South
Peachtree City, GA 30269

Scaled Data Report



Signify Classified - Internal
Cooper Lighting Solutions Photometric Lab
1121 Highway 74 South
Peachtree City, GA 30269

Scaled Data Report



Signify Classified - Internal
Cooper Lighting Solutions Photometric Lab
1121 Highway 74 South
Peachtree City, GA 30269

Scaled Data Report



--- HS — SS

Signify Classified - Internal
Cooper Lighting Solutions Photometric Lab
1121 Highway 74 South
Peachtree City, GA 30269

Scaled Data Report



u

Signify Classified - Internal
Cooper Lighting Solutions Photometric Lab
1121 Highway 74 South
Peachtree City, GA 30269

Scaled Data Report



Signify Classified - Internal
Cooper Lighting Solutions Photometric Lab
1121 Highway 74 South
Peachtree City, GA 30269

Scaled Data Report



(END OF REPORT)